

# Bangladesh National Food Policy and Its Plan of Action: A consistent approach towards MDGs

Abdur Rouf

Director, DGoF

Government of the People's Republic of Bangladesh

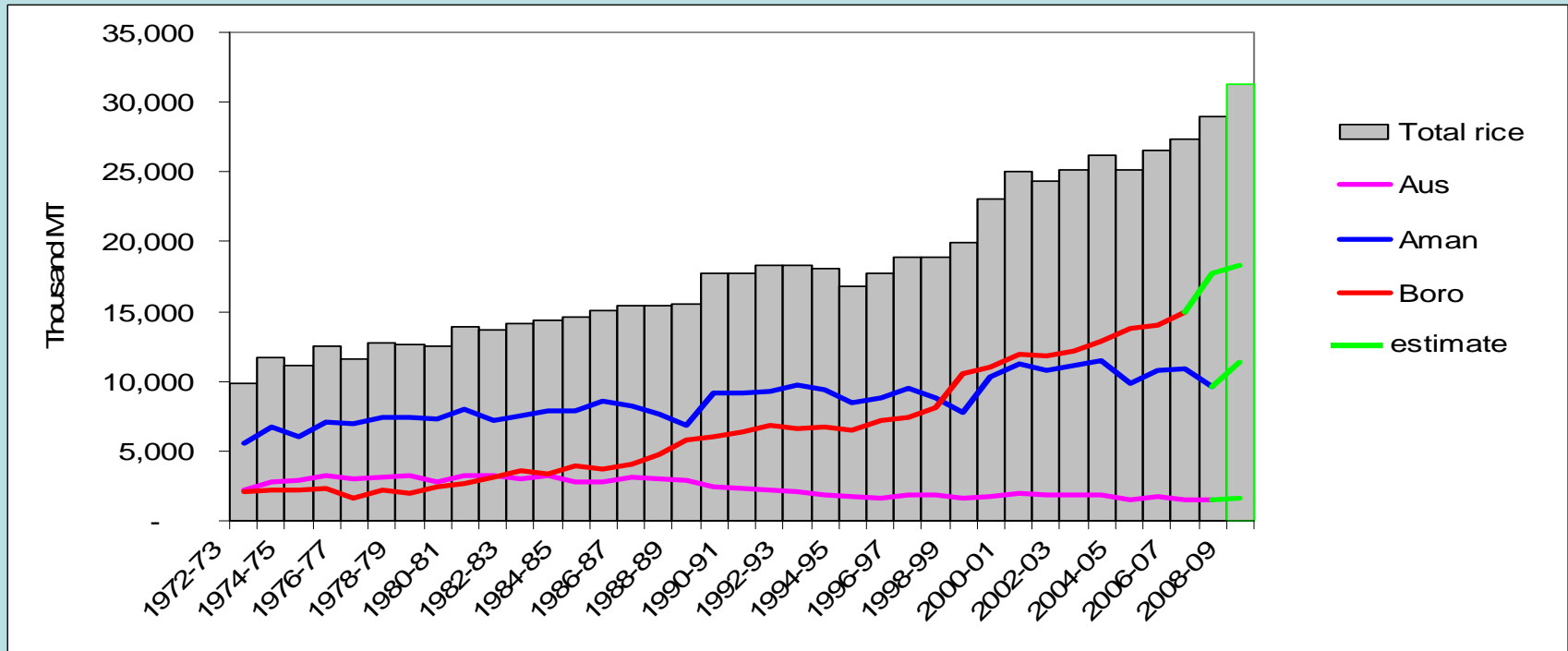
**Katmandu, Nepal**

**4-6 November 2009**

The views expressed in this presentation are the views of the author and do not necessarily reflect the views or policies of the Asian Development Bank Institute (ADBI), the Asian Development Bank (ADB), its Board of Directors, or the governments they represent. ADBI does not guarantee the accuracy of the data included in this presentation and accepts no responsibility for any consequences of their use. Terminology used may not necessarily be consistent with ADB official terms.

# Food Security: Production and Availability

- \* Remarkable achievements in last two decades
- \* Positive prospects: even under a pessimistic scenario

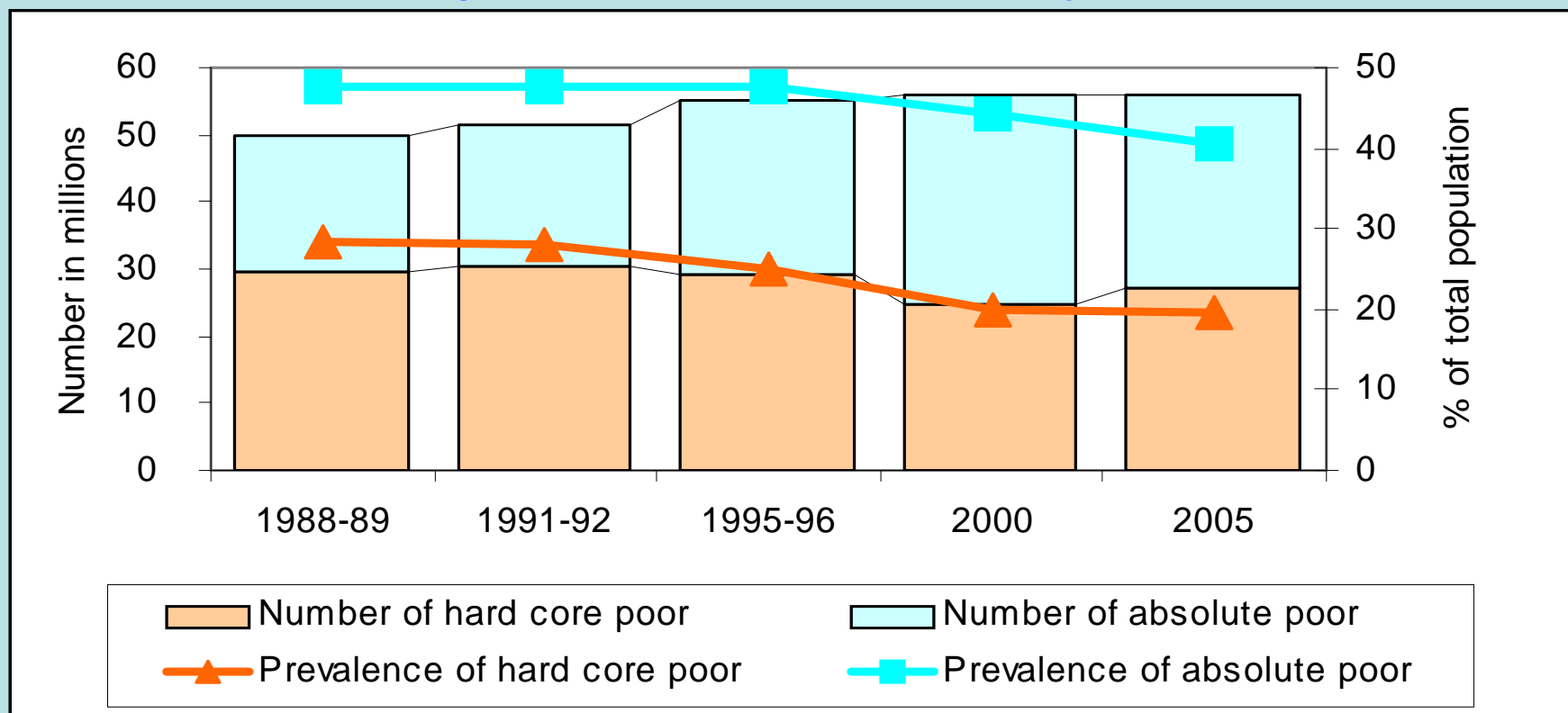


**2007/2008: Challenging Year: Prices, Floods and Cyclone SIDR Rice losses estimated at 1.4 million MT**

**BUT, strong response from farmers, private imports + Government support => Estimated rice production 2008/09: 31.25 Million MT**

# Food Security: Access to food

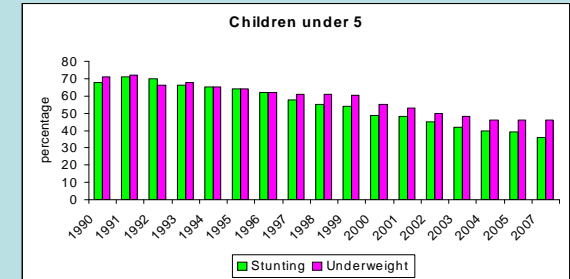
- Between 1988 to 2005, Food based poverty declined significantly; But the trend **reverted** by 2007/08 crises
- **FAO/WFP estimated** impact of food crisis:
  - Consuming less than 2,122 kcal/day: **+7.5Million**
  - Consuming less than 1,805 kcal/day: **+6.9Million**



Source: BBS quoted in Ciro (2009); Absolute poor < 2122 kcal/day: Hard core poor < 1805 kcal/day

# Impacts on Nutrition status : underweight, stunting and wasting.....

Survey Source	Underweight %	Stunting %	Wasting %
2006 (HKI/IPHN NSP)	43.6	44.1	17.1
2008 (BRAC)	53.7	42.4	25.6
% change	+ 23.1	- 3.9	+ 49.7
BDHS, 2007	46	36	12



- **Significant effects on wasting ; increased by 49.7% (26% in 2008; 17% in 2006)**
- **Underweight increased by 23.1% (53.7% in 2008; 43.6% in 2006)**

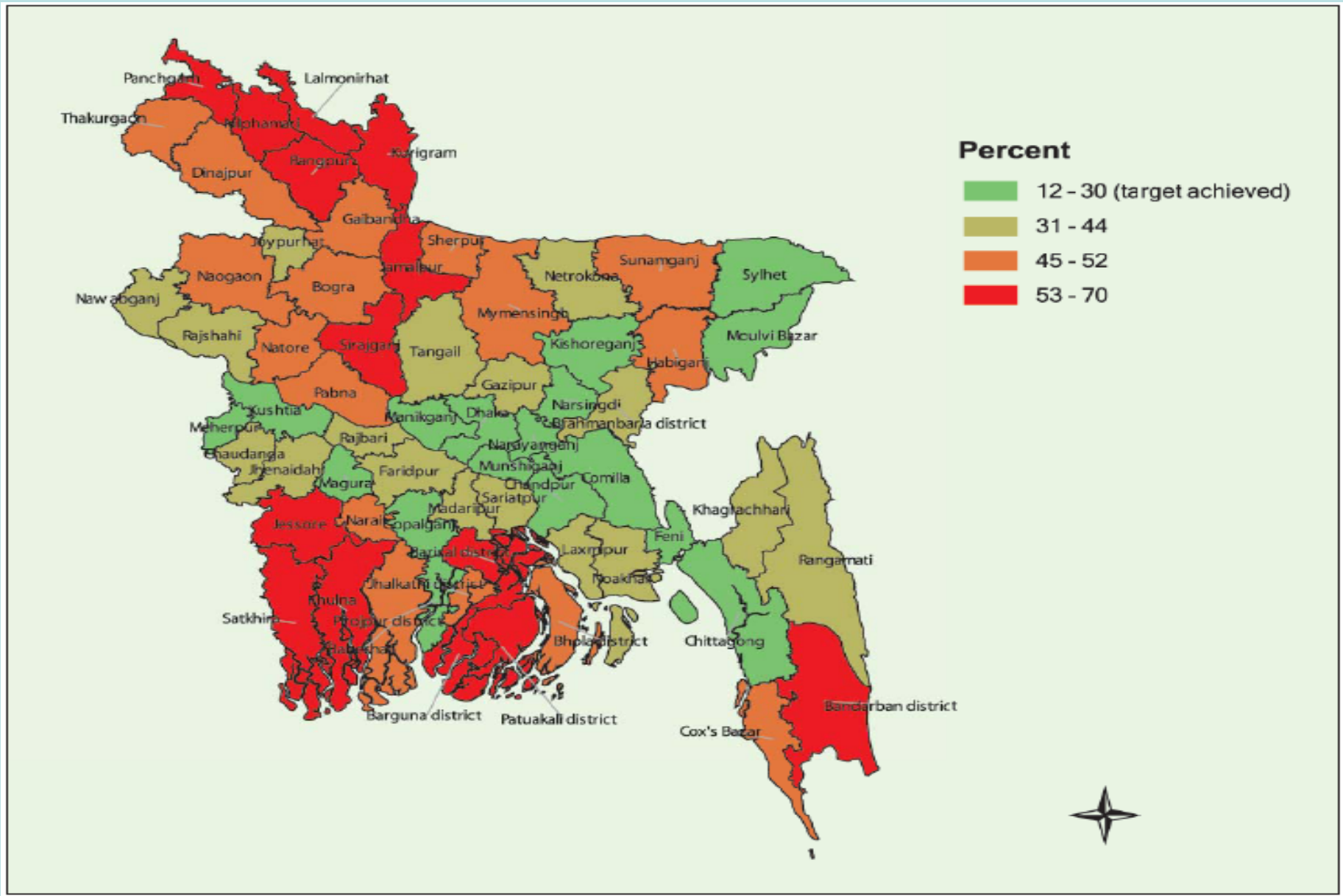
Source: 2007 data NIPORT-BDHS; Other years: HKI/IPHN-NSP; Sulaiman et al (2009), quoted in Fiorillo (2009) & Bhattacharjee (2009)

# MDG: Progress of Goal 1

→ = on Track	↑ = will be achieved before 2015/already achieved	↓ = Not achievable by 2015			
Indicator	Base Year 1991	Current Status	Estimate_2015	Target 2015	Remark
1.1 Proportion of population below the national Upper-poverty line	56.6	40.0 (2005)	28.7	29.0	→
1.2 Poverty Gap Ratio	17.0	9.0 (2005)	3.3	8.0	→
1.3 Share of poorest quintile in national consumption	6.5	5.3 (2005)	4.9		
1.5 Employment to population ratio	48.5	58.5 (2006)	65.0		↓
1.8 Prevalence of underweight children under-five years of age	66.0	47.8 (2005)	36.5	33.0	
1.9 Proportion of population below minimum level of dietary energy consumption	28.0	19.5 (2005)	11.2	14.0	→

Source: Indicators 1.1, 1.2, 1.3 & 1.9 (HIES, 2005); Indicator 1.5 (LFS, 2006); Indicator 1.8 (CNS, 2006)

# Population below the poverty line in the districts of Bangladesh, 2005 (HIES 2005/World Bank 2009)

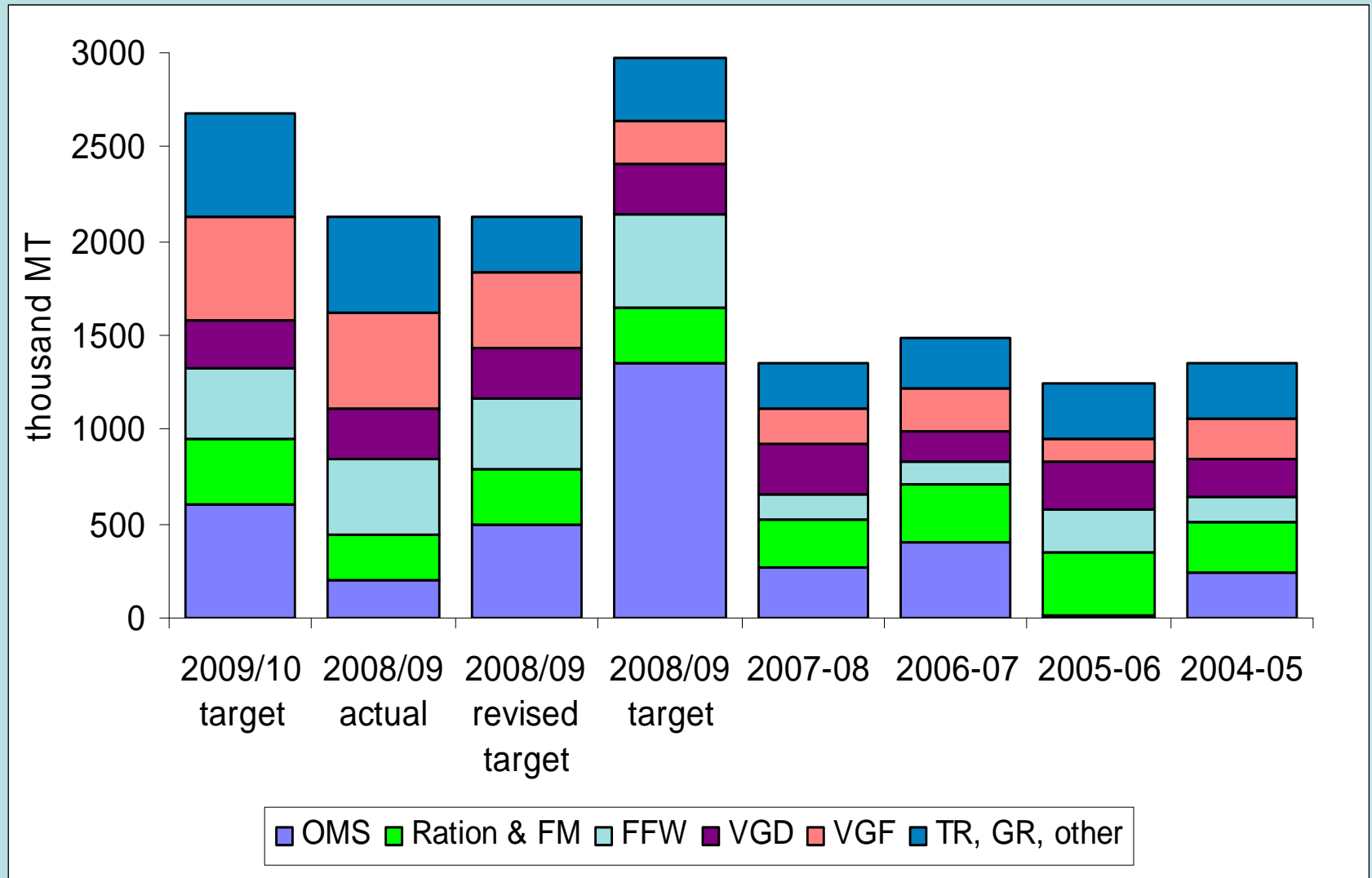


# Development efforts impacted by disasters.....

Hazards	Year	Death (Number of people)	Economic loss (billion USD)
<b>Cyclone</b>	<b>1970</b>	<b>300,000</b>	<b>2.40</b>
	<b>1988</b>	<b>5704</b>	<b>-</b>
	<b>1991</b>	<b>138,882</b>	<b>1.50</b>
	<b>2007 (sidr)</b>	<b>3,406</b>	<b>1.60</b>
	<b>2009 Aila</b>	<b>179</b>	<b>affected people 3.4 million; crop damage 0.12 million hectares; damage of infrastructure and loss of livelihoods</b>
<b>Flood</b>	<b>1988</b>	<b>2373</b>	<b>1.20</b>
	<b>1998</b>	<b>918</b>	<b>2.80</b>
	<b>2004</b>	<b>285</b>	<b>2.20</b>
	<b>2007 (twice)</b>	<b>707</b>	<b>1.06</b>

# GOB efforts towards PFDS .....

- Market demand reflects only part of the needs.
- Social safety nets fill part of the gap; several constraints exist



Source: FPMU, MoFDM; (As of 30-Jun-09)

# YEARLY TOTAL OFFTAKE OF FOOD GRAIN IN DIFFERENT CHANNELS

**FOR THE YEAR 1996-1997 to 2000-2001 and 2001-2002 to 2008-2009**

*(As on -28/02/2009)*

**M. Tons**

CHANNELS	96-97	97-98	98-99	99-00	00-01	01-02	02-03	03-04	04-05	05-06	06-07	07-08	08-09
1	3	4	5	6	7	8	9	10	11	12	13	14	15
OMS	0	162942	1986	0	0	0	251647	0	237822	18317	408011	268006	194454
FFW	458316	469070	697599	754822	576341	514939	298544	20225 0	134787	23303 0	124732	154330	394879
TR	134067	118524	90306	124509	119850	145194	108505	12386 3	123430	17398 5	148541	75932	367995
VGF	0	7991	464286	149138	200949	84456	64309	82457	213840	12759 1	230328	187550	507459
VGD	179775	220744	205826	216675	184799	171237	175147	17638 8	203702	24442 2	162184	267662	274965
GR	17850	17659	74234	20324	39733	21555	39609	37290	71418	36316	31704	38205	46567
FFE	277385	340663	286662	285987	300839	201372	0	0	0	0	0	0	0
OTHERS	111557	101271	62047	77751	76390	66293	232096	90165	104365	83858	77787	95123	91694
TOTAL	1178950	1438864	1882946	1629206	1498901	1205046	1169857	712413	1089364	917519	1183287	1086807	1878013

# Emerging threats to food security

---

- **Price volatility:**
  - Low world food prices **good for consumers** but **negative effects** on levels of **production**
  - Reduced global production likely to **drive world prices up again**
  - **Price volatility damages both** consumers and producers
- **Global economic crisis:** Reduced exports and remittances
- **Climatic changes:** have increasing concerns
- **Bio-fuel issue:** reduce food availability

# The National Food Policy



National Food Policy  
2006

Ministry of Food and Disaster Management

14 August, 2006

a comprehensive  
framework for food  
security interventions

*encompassing*

- **Availability**, Adequate and stable supply of safe and nutritious food
- **Access** Increased purchasing power and access to food by the poor through safety nets
- **Nutrition** for all individuals, especially women and children

Policy Research, Analysis and Co-ordination

**\*\*NFP Plan of Action (2008-2015) approved on 5 August 2008**

# The NFP Plan of Action

---

## *26 areas of intervention and 314 actions*

Fully consistent with the PRSP and other relevant policies (e.g., agricultural policy), the PoA provides:

- a framework to coordinate government interventions
- a reference for development support to food security to be in line with the Paris Declaration on aid effectiveness (alignment, ownership, etc.)

Developed by 12 government agencies led by the FPMU through a wide consultation process involving Government actors, development partners and other stakeholders

# NFP-Objective-1: Ensuring food availability

---

## Strategies

## Actions

### **Increase food production**

Agricultural development and extension services; Efficient use of water resources; Availability of agricultural inputs and their efficient use; Agriculture diversification; improved agricultural technology and research; Increased production of non-cereal crops (vegetable, oilseeds, pulses and fruits); Development of non-crop food (poultry, livestock and fisheries); Agricultural credit

### **Efficient food markets**

Development of market infrastructure; Encouragement to private sector food trade; Promotion of private storage and movement of food items; Liberal credit for food trade; Development of trade-supportive legal and regulatory environment; Development and dissemination of early warning and market information system

### **Non-distortionary foodgrain market intervention for price stabilisation**

Price incentives for domestic food production; Public foodgrain stock; Consumers price support

## **NFP-Objective-2: *Increased purchasing power and access to food***

---

### **Strategies**

### **Actions**

**Transitory shock management**

Special measures for disaster mitigation for agriculture; Emergency distribution from public stock; Measures for increased supply through private trade and stock

**Effective implementation of targeted food assistance programs to improve food security**

Distribution to households for emergency relief; targeted distribution to disaster affected; distribution of foodgrain as wages; direct distribution to participating in training and development; expansion and effective implementation of the social safety net for the ultra-poor and the underprivileged population.

**Employment-generating income growth**

Support to women and the disabled in income generating activities; Investment in employment enhancing technology; Incentives for development of agro-based industries; Special support for expansion of rural industries; Education, skill and human resources development; Adoption of macro policy for broad-based labour-intensive growth;

# NFP-Objective-3: Adequate Nutrition for All

---

## Strategies

## Actions

Long-term national plan for ensuring balanced food

Setting long-term targets for physical growth; Setting a standard food intake; Taking steps to ensure balanced food to meet nutritional requirements; Taking steps to ensure balanced nutrition at minimal cost

Supply of sufficient nutritious food for vulnerable group

Identify vulnerable groups and individuals; undertake nutrition programmes for improved food security; increase empowerment of the vulnerable groups; micro-credit, and training of vulnerable individuals.

Balanced diet containing adequate micronutrients

Nutrition education programmes; Dietary diversification; Effective food supplementation and fortification

**Safe drinking water and improved sanitation; Safe, quality food supply; Adequate health status**

Infrastructure development for sanitation; Extended programme for Immunisation; control of acute respiratory infection (ARI); prevention and control of cholera and other diarrhoeal diseases; implementation of the reproductive health programmes; implementation of the National Nutrition Programme involving community mobilisation and community-based nutrition service delivery through the NGOs, targeted to children and women of reproductive age suffering from persistent weakness and micronutrient deficiencies

# In need of Food policy approach....

Achieving MDG 1 and the World Food Summit target will require renewed and intensified **policy commitment**.

## **FOOD SECURITY POLICIES should:**

- flexibly **adjust to the changing market** situation
- **combine short term and structural responses**, i.e. twin track approach: direct transfer should be linked to development and graduation out of poverty
- be **comprehensive: availability** and stability of supply; economic, social and physical **access**; food utilization for safe and balanced **nutrition**



Co-ordinated actions from stakeholder organizations

# In need of Food policy Priorities.....

---

## Immediate responses

- Urgent interventions **promote growth**
- **Enhance Safety Nets** linking to development
- **Promote agriculture** to achieve pro-poor growth

## Moreover:

- **Increase agricultural productivity** to sustainably reduce costs and prices, while improving availability and income
- **Promote diversification** of production and diet to support nutritional status
- **Ensure adequate public stock** for up-scaling safety nets, market stabilization, and emergency reserves

# The development partners need to support ....

- **Support to SSNP** : About 2.8% of GDP and 16-18% of Govt expenditure are being spent for SSNPs in Bangladesh; covers only half (52%) of the extreme poor (BBS, 2007)>>>chunk of money being channelised for SSNPs>>>investment program retarded>>> pace of employment generation might be slow
- Support the GOB initiatives for increasing the *capacity of public food management*
- More support from development partners in line with *Paris Declaration and Accra Agenda for development cooperation*>>increase the effectiveness of SSNPs
- *Timely delivery* of aid as committed
- Support Govt efforts to raise the *public storage capacity* in order to raise the capacity to respond
- A *portion of the Climate Fund* (s) (under UN, OECD etc.) be channeled **for food security** given its marked impact in Bangladesh

# **Need for strengthening regional and global initiatives along side national efforts: emergency food stock.....**

- Food Bank in SAARC: established in 2007; 8 nations; 0.25 million MT of reserve and other facilitating activities of trade; need to activate and respond effectively to disaster emergencies
- South-east Asian Food security Reserve under ASEAN
- Bridging regional initiatives across the globe: respond to humanitarian needs of other regions
- Explore Global Food Reserve under UN system-WFP or FAO

# Conclusion

---

- Food security interventions as envisaged in NFP and NFP-POA are closely linked with MDG goals, and targets
- The actions need co-ordinated and collaborative approach
- The GOB has imparted all out efforts given its limitations of resources>>Strengthen public food management; expanded and targeted safety nets to assist the poor and vulnerable>>> development partners require to support government efforts
- Channeling resources from public budget for expanded safety nets>>>might thwart efforts for investment programs
- Support from International organizations are needed to reduce budget deficit
- Initiatives for making regional reserves effective and building global emergency food reserve

Thank you all